







Wetrok Antiwax forte
 The powerful and versatile
 high-performance cleaner



An all-rounder – powerful but without the warning labels

Antiwax forte is all about unbeatable cleaning performance and versatility. As a basic cleaner for linoleum or for everyday cleaning of industrial floors, Antiwax forte is suitable for all water-resistant and solvent-resistant surface materials. Thanks to its environmentally friendly ingredients, Antiwax forte does not require any warning labels, so is safer to use.

Cleaning method, floor*	Application	Product recommendation	Item no.
Spray cleaning Parquet, oiled or sealed 	<ul style="list-style-type: none"> • Fill the spray unit on the single-disc machine with water. • Add the right dosage of Antiwax forte. • Spray clean the floor using the pad and single-disc machine. 	Monomatic LS Spray unit 2.5 l Red pad or blue pad Beaker 1 l	20.050 24.330 22.322 24.330 10.733
Wet scrubbing, wet vacuum cleaning 	<ul style="list-style-type: none"> • Fill the water tank with water. • Add the right dosage of Antiwax forte for interval cleaning. • Wet scrub the floor with the single-disc machine. • Use the wet vacuum cleaner to suck away the dirt. 	Monomatic l Suitable pads or brushes Twinvac or Duovac	20.052
Scrub drying Direct and indirect method 	<ul style="list-style-type: none"> • Fill the fresh water tank on the scrubber dryer. • Add the right dosage of Antiwax forte for everyday cleaning or basic cleaning: <ul style="list-style-type: none"> • Dosing unit DC 1 x 14 l or • Fastfill 100 • Beaker 1 l • Scrub dry the floor with the scrubber dryer. 	Duomatic, Sprinter, Samba, iMatic, red pad, Supernylon scrubbing brush Dosing unit DC 1 x 14 l Fastfill 100 Beaker 1 l	10.745 10.777 10.733


*  Before starting cleaning, always remove loose dirt from the floor covering first. Dust (damp mop) or dry vacuum clean, depending on the surface.





For more advice on pads, brushes, or mops, please refer to our cleaning and care instructions at www.wetrok.ch.

Antiwax forte is pH-neutral and very versatile - it can even be used on linoleum. You only need one cleaning product - whatever the floor covering!

 **Everyday cleaning**
0.05 l – 0.1 l / 10 l

 **Interval cleaning**
0.2 l – 0.5 l / 10 l

 **Basic cleaning**
3 l – 10 l / 10 l

 **Removal of wax**
1 l – 3 l / 10 l



1 x 10 l container: item no. 11.000
 1 x 5 l container: item no. 11.011
 10 x 0.5 l dispenser: item no. 10.201
 1 x 200 l large canister: item no. 11.005

Antiwax forte is:

- ✓ **Powerful:** Very good at removing both organic and mineral-based grease and oil. Also great at removing wax and polymer films, so only suitable for some coated floors in terms of everyday cleaning.
- ✓ **Versatile:** Can be used on all water-resistant and solvent-resistant surfaces. Its low pH value (7.5) even makes it suitable as a basic cleaner for linoleum.
- ✓ **Kind to materials:** pH-neutral, so kind to floors and surfaces.
- ✓ **No warning labels:** No hazard symbols, so safer to use and easier to store and transport.
- ✓ **Green:** Only contains environmentally friendly ingredients.