

General instructions for cleaning and care

no.30 Natural stone, acid-resistant (sanded)













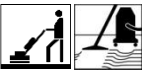












cleaning system without treatment
end of construction

object _____
address _____
room classification _____

date _____
customer _____
representative _____

work process: select one work stage from each number

cleaning method	* recommendations chemical products	dosage	* recommendations pad / brush / mop / cloth	recommendations machine / tool	comments
1  dry vacuum cleaning <input type="checkbox"/>			V S Dust roller nozzle V Combi-nozzle	Twinvac Monovac Portovac	if needed
2  dusting damp mopping <input type="checkbox"/>			S Masslinn 2000 S Microsol cloth S Synthetic fur	Balit with pad sole Balit with velcro	
cleaning without maintenance care product (if coating follows)					
3  wet mopping single step <input type="checkbox"/>	Ecofloor V Reshine V Antiwax forte classic	0.5 - 1% 1 - 2% 0.5 - 1%	Silkysmooth-mop Microsmooth-mop Microbrush-mop	Wetbox system Socar / Drewell Wetcar / Drewell	
3  scrubber drying single step <input type="checkbox"/>	Ecofloor V Reshine V Antiwax forte classic	0.5 - 1% 1 - 2% 0.5 - 1%	 Microsol fibre pad V  Pad green	Duo- / Discomatic Sprinter / Drivematic	green and black pad on hard stone only !
3  wet scrubbing and wet vacuuming <input type="checkbox"/>	Reshine V Antiwax forte classic	1 - 2% 0.5 - 1%	 Microsol fibre pad V  Pad green	Monomatic I / LS Watertank Twinvac / Duovac	heavily soiled  
4  stain removal <input type="checkbox"/>	See cleaning instruction no 42				if needed
cleaning with maintenance care (first protective treatment with same product as in maintenance cleaning)					
5  wet mopping single step <input type="checkbox"/>	Redur Remop	3 - 4% 2 - 3%	Silkysmooth-mop Microsmooth-mop Microbrush-mop	Wetbox system Socar / Drewell Wetcar / Drewell	
5  scrubber drying single step <input type="checkbox"/>	Redur Remop	3 - 4% 2 - 3%	 Microsol fibre pad  Pad red	Duo- / Discomatic Sprinter / Drivematic	
5  spray cleaning full spray <input type="checkbox"/>	Polyspray B Elfspray	100% 100%	 Pad red P  HS-Polish pad beige P  HS-Polish pad white	Monomatic DS Spray unit	after polishing 

* basic treatment / structure: B: coated / C: waxed / D: oiled / E: sealed / F: untreated / G: maintenance care product / H: Disinfection / P: polishing / S: structured / V: heavily soiled

General instructions for cleaning and care

no.30 Natural stone, acid-resistant (sanded)



maintenance cleaning

object _____

date _____
























address _____

customer _____

work process: select one work stage from each number

room classification _____

representative _____

↓	cleaning method	freq uenc	recommendations * chemical products	dosage	recommendations * pad / brush / mop / cloth	recommendations machine / tool	comments
1	 dusting damp mopping	<input type="checkbox"/>			B Masslinn 2000 B S Masslinn S Synthetic fur	Balit with pad sole Balit with velcro	
1	 dry vacuum cleaning	<input type="checkbox"/>			S Dust roller nozzle S Combi-nozzle	Monovac Portavac	if needed
cleaning without maintenance							
2	 wet mopping single step	<input type="checkbox"/>	Ecofloor Reshine Alcosal	0.5 - 1% 1 - 2% 1 - 2%	V S Microbrush-mop Microsmooth-mop Silkysmooth-mop	Wetbox system Wetcar / Drewell Socar / Drewell	
2	 spray mopping (wet mopping)	<input type="checkbox"/>	Ecofloor Reshine Alcosal	0.5 - 1% 1 - 2% 1 - 2%	V Micro nonwoven-1- Micro woven-1- Silkysmooth-1-	Variwet handle Balit with velcro Micro velcro sole	
2	 scrubber drying single step	<input type="checkbox"/>	Ecofloor Reshine Libero	0.5 - 1% 1 - 2% 0.5 - 3%	V  Microsol fibre pad  Pad red  Pad blue	Duo- / Discomatic Sprinter / Drivematic	
cleaning with maintenance							
2	 wet mopping single step	<input type="checkbox"/>	Redur	1 - 4%	V S Microbrush-mop Microsmooth-mop Silkysmooth-mop	Wetbox system Wetcar / Drewell Socar / Drewell	
2	 spray mopping (wet mopping)	<input type="checkbox"/>	Redur	1 - 4%	V Micro nonwoven-1- Micro woven-1- Silkysmooth-1-	Variwet handle Balit with velcro Micro velcro sole	
2	 scrubber drying single step	<input type="checkbox"/>	Redur	1 - 4%	V  Microsol fibre pad  Pad red  Pad blue	Duo- / Discomatic Sprinter / Drivematic	
2	 spray cleaning partial / full spray	<input type="checkbox"/>	Polyspray B Elfspray	100% 100%	P  Pad red P  HS-Polish pad beige P  HS-Polish pad white	Monomatic DS Spray unit	after polishing 

* basic treatment / structure: B: coated / C: waxed / D: oiled / E: sealed / F: untreated / G: maintenance care product / H: Disinfection / P: polishing / S: structured / V: heavily soiled

important: Sensitive or resistant against acid means against amidosulphuric acid.

General instructions for cleaning and care

no.30  Natural stone, acid-resistant (sanded)



interim cleaning

object _____

date _____























address _____

customer _____

work process: select one work stage from each number

room classification _____

representative _____

↓	cleaning method	freq uenc	recommendations * chemical products	dosage	recommendations * pad / brush / mop / cloth	recommendations machine / tool	comments
1	 dusting damp mopping	<input type="checkbox"/>			B Masslinn 2000 B S Masslinn B S Synthetic fur	Balit with pad sole Balit with velcro	
1	 dry vacuum cleaning	<input type="checkbox"/>			V S Dust roller nozzle V Combi-nozzle	Monovac Portavac Twinvac	if needed
cleaning without maintenance							
2	 wet mopping two-step	<input type="checkbox"/>	Reshine G Antiwax forte classic	2 - 5% 2 - 5%	Microsmooth-mop Silkysmooth-mop	Wetcar / Drewell Socar / Drewell	 
2	 scrubber drying two-step	<input type="checkbox"/>	Reshine G Antiwax forte classic	2 - 5% 2 - 5%	 Microsol fibre pad Pad blue  Pad green	Duo- / Discomatic Sprinter / Drivematic	green and black pad on hard stone only !  
2	 HS polishing, vacuum polishing	<input type="checkbox"/>			B  HS-Polish pad beige B  HS-Polish pad white	Monomatic HS Suction ring	after polishing 
2	 wet mopping single step	<input type="checkbox"/>	Biosan	3%	Microsmooth-mop Silkysmooth-mop Micro nonwoven-1-	Socar / Drewell Wetcar / Drewell Variwet handle	if needed, bad smell could be removed with  
cleaning with maintenance							
2	 spray cleaning full spray	<input type="checkbox"/>	Polyspray B Elfspray	100% 100%	 Pad red P  HS-Polish pad beige P  HS-Polish pad white	Monomatic DS Spray unit	after polishing 

* basic treatment / structure: B: coated / C: waxed / D: oiled / E: sealed / F: untreated / G: maintenance care product / H: Disinfection / P: polishing / S: structured / V: heavily soiled

important: green and black pad on hard stone only !

Sensitive or resistant against acid means against amidosulphuric acid.

General instructions for cleaning and care

no.30 Natural stone, acid-resistant (sanded)



basic cleaning

object _____

date _____

































address _____

customer _____

work process: select one work stage from each number

room classification _____

representative _____

↓	cleaning method	freq uenc	recommendations * chemical products	dosage	recommendations * pad / brush / mop / cloth	recommendations machine / tool	comments
1	 dusting damp mopping	<input type="checkbox"/>			B Masslinn 2000 B S Masslinn B S Synthetic fur	Balit with pad sole Balit with velcro	
1	 dry vacuum cleaning	<input type="checkbox"/>			V S Dust roller nozzle V Combi-nozzle	Twinvac Monovac Portovac	if needed
2	 chewing gum removal	<input type="checkbox"/>	Karpfrost Karpotek	100% 100%			if needed 
cleaning without maintenance							
3	 wet scrubbing and wet vacuuming	<input type="checkbox"/>	Antiwax forte classic 30 - 50% G Rewit 2000 10 - 20% B Relino 20 - 50%		 Microsol fibre pad  Pad green V  Pad black	Monomatic I / LS Watertank Twinvac / Duovac	  
3	 scrubber drying two-step	<input type="checkbox"/>	Antiwax forte classic 30 - 50% G Rewit 2000 10 - 20% G Relino 20 - 50%		 Microsol fibre pad  Pad green V  Pad black	Duo- / Discomatic Sprinter / Drivematic	large areas   
4	 rinsing	<input type="checkbox"/>	0	100%	 Microsol fibre pad  Pad green	Monomatic I / LS Watertank Twinvac / Duovac	 
4	 rinsing	<input type="checkbox"/>	0	100%	 Microsol fibre pad  Pad green	Duo- / Discomatic Sprinter / Drivematic	large areas  
5	 stain removal	<input type="checkbox"/>	See cleaning instruction no 42				if needed
6	 wet mopping two-step	<input type="checkbox"/>	Biosan	3%	Silkysmooth-mop Microbrush-mop Micro nonwoven-1-	Wetbox system Wetcar / Drewell Variwet handle	if needed, bad smell could be removed with  

* basic treatment / structure: B: coated / C: waxed / D: oiled / E: sealed / F: untreated / G: maintenance care product / H: Disinfection / P: polishing / S: structured / V: heavily soiled

important: green and black pad on hard stone only !

Sensitive or resistant against acid means against amidosulphuric acid.

General instructions for cleaning and care

no. 30  **Natural stone, acid-resistant (sanded)**



protective treatment

object _____

date _____









address _____

customer _____

work process: select one work stage from each number

room classification _____

representative _____

cleaning method	recommendations * chemical products	dosage	recommendations * pad / brush / mop / cloth	recommendations machine / tool	comments
1  dusting  damp mopping			Masslinn 2000	Balit with pad sole	
coating					
2  impregnation	F Imprasol	100%	Cover for Florfix Florfix-mop	Florfix Balit with velcro	apply first layer with   care.
coating					
2  coating	Stoner	100%	Cover for Florfix Florfix-mop	Florfix Balit with velcro	1 - 3 thin layers  

* basic treatment / structure: B: coated / C: waxed / D: oiled / E: sealed / F: untreated / G: maintenance care product / H: Disinfection / P: polishing / S: structured / V: heavily soiled

important: if needed

Sensitive or resistant against acid means against amidosulphuric acid.

before protective treatment: the floor must be perfectly stripped, thoroughly rinsed and completely dry!

do not coat impregnated floors.

Process treatment of protection: see description of method.

For initial cleaning with maintenance cleaner after protective treatment, see "initial cleaning".

General instructions for cleaning and care

no. 30 Natural stone, acid-resistant (sanded)



Information about the flooring



Wetrok AG cannot accept any liability for damages due to improper use.
For security information, see the safety data sheet at www.wetrok.com.
Wear the required personal protective equipment (PPE): e.g. protective gloves, safety goggles, work shoes.
Follow the information and remarks on the label, product data sheet and material safety data sheet.
The product data sheet describes the product and gives information about its application, storage. See www.wetrok.com.
The recommended colours of pad and brushes consist to the actual wWetrok product range.
Follow the special cleaning and care instructions of the floor manufacturer.
The cleaning and care instructions are recommendations and suggestions and apply to floorings in object quality.



**Hard types of stone, e.g. granite, gneiss, quartzite and porphyry, are largely acid resistant.
Sensitive or resistant against acid means against amidosulphuric acid.**

The polish can be sensitive to acids or alkalines. Test in an inconspicuous place!

There must be no coating in the open air and in wet rooms. Danger of slipping!

Fats and oils can penetrate into the stone covering. Stain formation!

Soak the joints well or saturate them with an alkali cleaning solution before removing cement residue or limescale.



Natural stone is a 100% natural product consisting of minerals such as quartz, feldspar, calcite, selenite, hornblende or mica.
The colour and the appearance of the stone varies depending on its origin.

Distinguishing feature: natural stone acid-proof acid assay: apply a little basic sanitary cleaner to the stone covering, does not foam up.



Remove loose dirt before every cleaning, damp mop smooth floors and vacuum structured floors.
Cleaning agents and surface treatments may alter the appearance and properties of a floor's surface.
Test on an inconspicuous spot to find which product is suitable for your requirements.
Test beforehand on an inconspicuous spot to see if the cleaning agent or surface treatment damages the floor.
Dirt-trapping zones, incl. dirt-trapping mats (Wetrok Gardamat) in the entrance, at least 7m long, greatly reduce the amount of dirt tracked into the building.

If you have any questions, please don't hesitate to contact us.
For training courses, contact the Wetrok Academy, tel. +41 (0)43 255 51 43 or academy@wetrok.ch.

Wetrok AG Steinackerstrasse 62, CH-8302 Kloten, telephone +41 (0)43 255 51 51, info@wetrok.ch, www.wetrok.com.