

# General instructions for cleaning and care

## no.37 Stone carpet (epoxy-bonded)














**cleaning system without treatment  
end of construction**

object \_\_\_\_\_  
address \_\_\_\_\_  
room classification \_\_\_\_\_

date \_\_\_\_\_  
customer \_\_\_\_\_  
representative \_\_\_\_\_

work process: select one work stage from each number

cleaning method	recommendations * chemical products	dosage	recommendations * pad / brush / mop / cloth	recommendations machine / tool	comments
1  dry vacuum cleaning <input type="checkbox"/>			V S <b>Dust roller nozzle</b> V Combi-nozzle	<b>Twinvac</b> Monovac Portovac	
1  brush vacuum cleaning <input type="checkbox"/>				<b>Monovac / Picojet</b>	for durable flooring only
1  vacuum sweeping <input type="checkbox"/>			V <b>Carpet set - Twister</b>	<b>Speedmatic Twister</b> Master Sweep Turbo Sweep	large areas
2  stain removal <input type="checkbox"/>	See cleaning instruction no 85				if needed
<b>cleaning without maintenance</b>					
3  wet scrubbing and wet vacuuming <input type="checkbox"/>	<b>Antiwax forte</b> V Antiwax forte classic	<b>0.5 - 1%</b> 0.5 - 1%	S  <b>Shampooing brush</b> S  Shampooing brush hard  Pad red	<b>Monomatic LS</b> <b>Watertank</b> <b>Twinvac / Duovac</b>	if needed
3  wet shampooing and wet vacuuming <input type="checkbox"/>	V <b>Shampoo</b> Fomstop	<b>5 - 8%</b> 10 - 20%	S  <b>Shampooing brush</b> S  Shampooing brush hard	<b>Monomatic LS</b> <b>Watertank</b> <b>Twinvac / Duovac</b>	if needed

\* basic treatment / structure: B: coated / C: waxed / D: oiled / E: sealed / F: untreated / G: maintenance care product / H: Disinfection / P: polishing / S: structured / V: heavily soiled

# General instructions for cleaning and care

## no.37 Stone carpet (epoxy-bonded)



### maintenance cleaning

object \_\_\_\_\_

date \_\_\_\_\_







address \_\_\_\_\_

customer \_\_\_\_\_

room classification \_\_\_\_\_

representative \_\_\_\_\_

work process: select one work stage from each number

	cleaning method	freq uenc	* recommendations chemical products	dosage	* recommendations pad / brush / mop / cloth	recommendations machine / tool	comments
1	 dry vacuum cleaning	<input type="checkbox"/>			V S V Dust roller nozzle Combi-nozzle	Monovac Portavac Twinvac	
1	 brush vacuum cleaning	<input type="checkbox"/>				Monovac / Picojet	for durable flooring only
1	 vacuum sweeping	<input type="checkbox"/>			V Carpet set - Twister	Speedmatic Twister Master Sweep Turbo Sweep	large areas
2	 stain removal	<input type="checkbox"/>	See cleaning instruction no 85				if needed
cleaning without maintenance							
3	 wet mopping single step	<input type="checkbox"/>	Ecofloor	0.5 - 1%	Microbrush-mop	Wetbox system	if needed in spots 

\* basic treatment / structure: B: coated / C: waxed / D: oiled / E: sealed / F: untreated / G: maintenance care product / H: Disinfection / P: polishing / S: structured / V: heavily soiled

# General instructions for cleaning and care

## no.37 Stone carpet (epoxy-bonded)



### interim cleaning

object \_\_\_\_\_

date \_\_\_\_\_

















address \_\_\_\_\_

customer \_\_\_\_\_

room classification \_\_\_\_\_

representative \_\_\_\_\_

work process: select one work stage from each number

↓	cleaning method	freq uenc	* recommendations chemical products	dosage	* recommendations pad / brush / mop / cloth	recommendations machine / tool	comments
1	 dry vacuum cleaning	<input type="checkbox"/>			V S V <b>Dust roller nozzle</b> Combi-nozzle	<b>Monovac</b> Portavac Twinvac	
1	 brush vacuum cleaning	<input type="checkbox"/>				<b>Monovac / Picojet</b>	for durable flooring only
1	 vacuum sweeping	<input type="checkbox"/>			V <b>Carpet set - Twister</b>	<b>Speedmatic Twister</b> Master Sweep Turbo Sweep	large areas
2	 stain removal	<input type="checkbox"/>	See cleaning instruction no 85				if needed
<b>cleaning without maintenance</b>							
3	 carpet pad method	<input type="checkbox"/>	<b>Antiwax forte classic</b> Antiwax forte	<b>2 - 5%</b> 2 - 5%	 <b>Carpet pad</b>	<b>Monomatic I / LS</b> <b>Spray unit</b>	
3	 wet shampooing and wet vacuuming	<input type="checkbox"/>	<b>Shampoo</b> Fomstop	<b>5 - 8%</b> 10 - 20%	S  <b>Shampooing brush</b>	<b>Monomatic I / LS</b> <b>Watertank</b> <b>Twinvac / Duovac</b>	for durable flooring only  
3	 spray extraction, direct method	<input type="checkbox"/>	<b>Karpex</b> Retex	<b>3 - 10%</b> 3 - 10%		<b>Extravac</b>	 
3	 wet mopping single step	<input type="checkbox"/>	<b>Biosan</b>	<b>3%</b>	<b>Silkysmooth-mop</b> Microsmooth-mop Micro nonwoven-1-	<b>Socar / Drewell</b> Wetcar / Drewell Variwet handle	if needed, bad smell could be removed with  

\* basic treatment / structure: B: coated / C: waxed / D: oiled / E: sealed / F: untreated / G: maintenance care product / H: Disinfection / P: polishing / S: structured / V: heavily soiled

# General instructions for cleaning and care

## no.37 Stone carpet (epoxy-bonded)



### basic cleaning

object \_\_\_\_\_

date \_\_\_\_\_






















address \_\_\_\_\_

customer \_\_\_\_\_

room classification \_\_\_\_\_

representative \_\_\_\_\_

work process: select one work stage from each number

↓	cleaning method	freq uenc	recommendations * chemical products	dosage	recommendations * pad / brush / mop / cloth	recommendations machine / tool	comments
1	 brush vacuum cleaning	<input type="checkbox"/>				<b>Monovac / Picojet</b>	for durable flooring only
1	 dry vacuum cleaning	<input type="checkbox"/>			V S <b>Dust roller nozzle</b> V Combi-nozzle	<b>Monovac</b> Portavac Twinvac	
1	 vacuum sweeping	<input type="checkbox"/>			V <b>Carpet set - Twister</b>	<b>Speedmatic Twister</b> Master Sweep Turbo Sweep	large areas
2	 chewing gum removal	<input type="checkbox"/>	<b>Karpfrost</b> Karpotek	<b>100%</b> 100%		<b>Monovac</b> Portavac Twinvac	if needed
3	 stain removal	<input type="checkbox"/>	See cleaning instruction no 85				if needed
<b>cleaning without maintenance</b>							
4	 spray extraction, single step	<input type="checkbox"/>	<b>Antiwax forte classic 30 - 50%</b> Karpex 3 - 10% Retex 3 - 10%			<b>Extravac</b> <b>Fixomat</b>	 
4	 wet scrubbing	<input type="checkbox"/>	<b>Antiwax forte classic 30 - 50%</b> Karpex 3 - 10% Retex 3 - 10%		☉ <b>Shampooing brush</b> ☉ Shampooing brush hard	<b>Monomatic I / LS</b> <b>Watertank</b> Monomatic LS	needs step 5.  
4	 wet shampooing and wet vacuuming	<input type="checkbox"/>	<b>Shampoo</b> Fomstop	<b>10 - 12%</b> 10 - 20%	☉ <b>Shampooing brush</b> ☉ Shampooing brush hard	<b>Monomatic I / LS</b> <b>Watertank</b> Monomatic LS	needs step 5.  
5	rinsing   	<input type="checkbox"/>	Fomstop	<b>0 100%</b> 10 - 20%		<b>Extravac</b>	
6	 wet mopping single step	<input type="checkbox"/>	<b>Biosan</b>	<b>3%</b>	<b>Silksmooth-mop</b> Microsmooth-mop Micro woven-1-	<b>Wetbox system</b> Wetcar / Drewell Variwet handle	if needed, bad smell could be removed with  

\* basic treatment / structure: B: coated / C: waxed / D: oiled / E: sealed / F: untreated / G: maintenance care product / H: Disinfection / P: polishing / S: structured / V: heavily soiled

## General instructions for cleaning and care

### no.37 Stone carpet (epoxy-bonded)



#### Information about the flooring



Wetrok AG cannot accept any liability for damages due to improper use.  
For security information, see the safety data sheet at [www.wetrok.com](http://www.wetrok.com).  
Wear the required personal protective equipment (PPE): e.g. protective gloves, safety goggles, work shoes.  
Follow the information and remarks on the label, product data sheet and material safety data sheet.  
The product data sheet describes the product and gives information about its application, storage. See [www.wetrok.com](http://www.wetrok.com).  
The recommended colours of pad and brushes consist to the actual wWetrok product range.  
Follow the special cleaning and care instructions of the floor manufacturer.  
The cleaning and care instructions are recommendations and suggestions and apply to floorings in object quality.



**Resin-bonded stone carpets are sensitive to organic solvents such as acetone.**  
**As far as possible, only clean when dry. Liquids immediately seep in with a very porous covering.**  
**Do not fill pores and do not coat. A stone carpet is a very porous covering.**  
Clean a stone carpet with a neutral or slightly alkaline cleaner.



Stone carpets mostly consist of quartz pebbles bound with transparent epoxy resin.  
The colour and the appearance of the stone varies depending on its origin.  
Stone carpets are cast without joints or with expansion joints in the object.



Remove loose dirt before every cleaning, damp mop smooth floors and vacuum structured floors.  
Cleaning agents and surface treatments may alter the appearance and properties of a floor's surface.  
Test on an inconspicuous spot to find which product is suitable for your requirements.  
Test beforehand on an inconspicuous spot to see if the cleaning agent or surface treatment damages the floor.  
Dirt-trapping zones, incl. dirt-trapping mats (Wetrok Gardamat) in the entrance, at least 7m long, greatly reduce the amount of dirt tracked into the building.

If you have any questions, please don't hesitate to contact us.  
For training courses, contact the Wetrok Academy, tel. +41 (0)43 255 51 43 or [academy@wetrok.ch](mailto:academy@wetrok.ch).

**Wetrok AG** Steinackerstrasse 62, CH-8302 Kloten, telephone +41 (0)43 255 51 51, [info@wetrok.ch](mailto:info@wetrok.ch), [www.wetrok.com](http://www.wetrok.com).