

General instructions for cleaning and care

no.38 Washed-out concrete














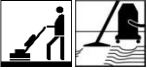



**cleaning system without treatment
end of construction**

object _____
address _____
room classification _____

date _____
customer _____
representative _____

work process: select one work stage from each number

cleaning method		* recommendations chemical products	dosage	* recommendations pad / brush / mop / cloth	recommendations machine / tool	comments
1	 dry vacuum cleaning 			V S Dust roller nozzle V Combi-nozzle	Twinvac Monovac Portavac	
1	 brush vacuum cleaning 				Monovac / Picojet	for durable flooring only
1	 vacuum sweeping 			V	Speedmatic Twister Master Sweep Turbo Sweep	large areas
cleaning without maintenance						
2	 dry scrubbing and dry vacuuming 			⊙ Scrubbing brush washbeton V ⊙ Scrubbing brush Filament	Monomatic I / LS Suction ring Monoma Twinvac / Duovac	if needed 
2	 wet scrubbing and wet vacuuming 	V Ecofloor V Reshine V Antiwax forte classic	0.5 - 1% 1 - 2% 0.5 - 1%	⊙ Scrubbing brush washbeton V ⊙ Scrubbing brush Filament	Monomatic I / LS Watertank Twinvac / Duovac	heavily soiled  
2	 stain removal 	See cleaning instruction no 42				if needed attention: modification of surface

* basic treatment / structure: B: coated / C: waxed / D: oiled / E: sealed / F: untreated / G: maintenance care product / H: Disinfection / P: polishing / S: structured / V: heavily soiled

General instructions for cleaning and care

no. 38 Washed-out concrete



maintenance cleaning

object _____

date _____






address _____

customer _____

room classification _____

representative _____

work process: select one work stage from each number

	cleaning method	freq uenc	recommendations * chemical products	dosage	recommendations * pad / brush / mop / cloth	recommendations machine / tool	comments
1	 dry vacuum cleaning	<input type="checkbox"/>			V S V Dust roller nozzle Combi-nozzle	Monovac Portavac Twinvac	
1	 brush vacuum cleaning	<input type="checkbox"/>				Karpawel Monovac / Picojet	for durable flooring only
1	 vacuum sweeping	<input type="checkbox"/>			V	Speedmatic Twister Master Sweep Turbo Sweep	large areas
cleaning without maintenance							
2	 stain removal	<input type="checkbox"/>	See cleaning instruction no 85				
3	 scrubber drying single step	<input type="checkbox"/>	Ecofloor Libero	0.5 - 1% 0.5 - 3%	⊙ Scrubbing brush Filament ⊙ Scrubbing brush Supernylon	Duo- / Discomatic Sprinter / Drivematic	if needed

* basic treatment / structure: B: coated / C: waxed / D: oiled / E: sealed / F: untreated / G: maintenance care product / H: Disinfection / P: polishing / S: structured / V: heavily soiled

General instructions for cleaning and care

no. 38 Washed-out concrete



interim cleaning

object _____

date _____















address _____

customer _____

room classification _____

representative _____

work process: select one work stage from each number

	cleaning method	freq uenc	recommendations chemical products	dosage	recommendations pad / brush / mop / cloth	recommendations machine / tool	comments
1	 brush vacuum cleaning	<input type="checkbox"/>				Monovac / Picojet	for durable flooring only
1	 dry vacuum cleaning	<input type="checkbox"/>			V S V Dust roller nozzle Combi-nozzle	Monovac Portavac Twinvac	
1	 vacuum sweeping	<input type="checkbox"/>			V	Speedmatic Twister Master Sweep Turbo Sweep	large areas
2	 stain removal	<input type="checkbox"/>	Karpotek Karpex	100% 3 - 10%	Microwit SOFT Microwit FINE Wiwit	Twinvac	repeat until clean
cleaning without maintenance							
2	 wet scrubbing and wet vacuuming	<input type="checkbox"/>	V Antiwax forte Antiwax	2 - 5% 2 - 5%	⊙ Scrubbing brush washbeton V ⊙ Scrubbing brush Filament	Monomatic I / LS Watertank Twinvac / Duovac	 
3	 wet shampooing and wet vacuuming	<input type="checkbox"/>	Shampoo Fomstop	5 - 8% 10 - 20%	⊙ Shampooing brush ⊙ Shampooing brush hard	Monomatic I / LS Watertank Twinvac / Duovac	
3	 spray extraction, direct method	<input type="checkbox"/>	Karpex Retex	3 - 10% 3 - 10%	Hard floor nozzle Spray nozzle for walls	Extravac	
4	 wet mopping single step	<input type="checkbox"/>	Biosan	3%	Silkysmooth-mop Microbrush-mop Micro nonwoven-1-	Wetbox system Wetcar / Drewell Variwet handle	if needed, bad smell could be removed with  

* basic treatment / structure: B: coated / C: waxed / D: oiled / E: sealed / F: untreated / G: maintenance care product / H: Disinfection / P: polishing / S: structured / V: heavily soiled

General instructions for cleaning and care

no. 38 Washed-out concrete



basic cleaning

object _____

date _____



















address _____

customer _____

room classification _____

representative _____

work process: select one work stage from each number

cleaning method	freq uenc	recommendations * chemical products	dosage	recommendations * pad / brush / mop / cloth	recommendations machine / tool	comments
1  brush vacuum cleaning	<input type="checkbox"/>				Karpawel Monovac / Picojet	for durable flooring only
1  dry vacuum cleaning	<input type="checkbox"/>			V S Dust roller nozzle V Combi-nozzle	Monovac Portavac Twinvac	
1  vacuum sweeping	<input type="checkbox"/>			V	Speedmatic Twister Master Sweep Turbo Sweep	large areas
2  chewing gum removal	<input type="checkbox"/>	Karpfrost Karpotek	100% 100%		Monovac Twinvac	if needed
3  stain removal	<input type="checkbox"/>	Karpotek Karpex	100% 3 - 10%	Microwit SOFT Microwit FINE Wiwit	Twinvac	repeat until clean 
cleaning without maintenance						
4  wet scrubbing and wet vacuuming	<input type="checkbox"/>	Antiwax forte V Antiwax forte classic B Relino	2 - 5% 2 - 5% 20 - 50%	⊙ Scrubbing brush washbeton V ⊙ Scrubbing brush Filament ⊙ Scrubbing brush Supernylon	Monomatic I / LS Watertank Twinvac / Duovac	heavily soiled  
4  wet scrubbing	<input type="checkbox"/>	Karpex Retex	3 - 10% 3 - 10%	⊙ Shampooing brush V ⊙ Shampooing brush hard	Monomatic I / LS Watertank	
5 rinsing   	<input type="checkbox"/>		0 100%		Extravac	
6  wet mopping single step	<input type="checkbox"/>	Biosan	3%	Silkysmooth-mop Microsmooth-mop Micro nonwoven-1-	Socar / Drewell Wetcar / Drewell Variwet handle	if needed, bad smell could be removed with  

* basic treatment / structure: B: coated / C: waxed / D: oiled / E: sealed / F: untreated / G: maintenance care product / H: Disinfection / P: polishing / S: structured / V: heavily soiled

General instructions for cleaning and care

no.38 Washed-out concrete



protective treatment

object _____

date _____





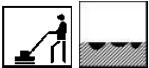









address _____

customer _____

work process: select one work stage from each number

room classification _____

representative _____

↓	cleaning method	recommendations * chemical products	dosage	recommendations * pad / brush / mop / cloth	recommendations machine / tool	comments
1	 brush vacuum cleaning <input type="checkbox"/>				Karpawel Monovac / Picojet	for durable flooring only
1	 dry vacuum cleaning <input type="checkbox"/>			V S Dust roller nozzle V Combi-nozzle	Monovac Portavac	
pore filling (only if necessary)						
2	 pore filling <input type="checkbox"/>	F Porosol	100%	Cover for Florfix Florfix-mop	Florfix Balit with velcro	If necessary, one layer on porous surface. 
3	 pore filling <input type="checkbox"/>			 Scrubbing brush washbeton  Scrubbing brush Filament	Monomatic LS	 
coating						
3	 coating <input type="checkbox"/>	Stoner	100%	 Scrubbing brush washbeton  Scrubbing brush Filament	Monomatic LS Spray unit	If necessary, one layer on porous surface.  

* basic treatment / structure: B: coated / C: waxed / D: oiled / E: sealed / F: untreated / G: maintenance care product / H: Disinfection / P: polishing / S: structured / V: heavily soiled

important: if needed

before protective treatment: the floor must be perfectly stripped, thoroughly rinsed and completely dry!

Process treatment of protection: see description of method.

General instructions for cleaning and care

no. 38 Washed-out concrete



Information about the flooring



Wetrok AG cannot accept any liability for damages due to improper use.
For security information, see the safety data sheet at www.wetrok.com.
Wear the required personal protective equipment (PPE): e.g. protective gloves, safety goggles, work shoes.
Follow the information and remarks on the label, product data sheet and material safety data sheet.
The product data sheet describes the product and gives information about its application, storage. See www.wetrok.com.
The recommended colours of pad and brushes consist to the actual wWetrok product range.
Follow the special cleaning and care instructions of the floor manufacturer.
The cleaning and care instructions are recommendations and suggestions and apply to floorings in object quality.



Washed concrete is acid sensitive. Soak the joints well before using acidic cleaners.
Cement floors are sensitive to strong acids and strongly alkaline cleaners.



Washed concrete is cast without joints or with expansion joints in the object and laid either washed out or as finished slabs.
Washed concrete mostly consists of pebbles, sand and cement.
The colour and the appearance of the stone varies depending on its origin.
Washed concrete is cast without joints or with expansion joints in the object and laid either washed out or as finished slabs.
The still wet washed concrete is washed out with water. The pebbles emerge and a structured surface is formed.
Cement mortar consists of Portland cement and sand.



Vacuum textile floors before each cleaning.
Cleaning agents and surface treatments may alter the appearance and properties of a floor's surface.
Test on an inconspicuous spot to find which product is suitable for your requirements.
Test beforehand on an inconspicuous spot to see if the cleaning agent or surface treatment damages the floor.
Dirt-trapping zones, incl. dirt-trapping mats (Wetrok Gardamat) in the entrance, at least 7m long, greatly reduce the amount of dirt tracked into the building.

If you have any questions, please don't hesitate to contact us.
For training courses, contact the Wetrok Academy, tel. +41 (0)43 255 51 43 or academy@wetrok.ch.