

General instructions for cleaning and care

no. 83 Ball yarn, needle felt
















cleaning system without treatment
end of construction

object _____
address _____
room classification _____


date _____
customer _____
representative _____

work process: select one work stage from each number

cleaning method	* recommendations chemical products	dosage	* recommendations pad / brush / mop / cloth	recommendations machine / tool	comments
1  brush vacuum cleaning			V S S	Karpawel Monovac / Picojet	for durable flooring only
1  dry vacuum cleaning			V S	Dust roller nozzle Combi-nozzle	
1  vacuum sweeping			V S	Carpet set - Twister	large areas
2  chewing gum removal	Karpfrost Karpotek	100% 100%		Monovac Portavac Twinvac	repeat until clean 
3  stain removal	See cleaning instruction no 85				if needed
cleaning without maintenance					
3  carpet pad method	Libero Karpex Retex	20% 3 - 10% 3 - 10%	 Carpet pad	Monomatic LS SmartSpray 5	for durable flooring only  
first protective treatment (with the same product as in maintenance cleaning)					
4  spraying	Libero	20%		SmartSpray 5	if needed  

* basic treatment / structure: B: coated / C: waxed / D: oiled / E: sealed / F: untreated / G: maintenance care product / H: Disinfection / P: polishing / S: structured / V: heavily soiled

General instructions for cleaning and care

no. 83  **Ball yarn, needle felt**












maintenance cleaning

object _____
 address _____
 room classification _____


date _____
 customer _____
 representative _____

work process: select one work stage from each number

cleaning method	freq uenc	* recommendations chemical products	dosage	* recommendations pad / brush / mop / cloth	recommendations machine / tool	comments	
1  brush vacuum cleaning	<input type="checkbox"/>			V S S	Karpawel Monovac / Picojet	for durable flooring only	
1  dry vacuum cleaning	<input type="checkbox"/>			S	Dust roller nozzle Combi-nozzle		
1  vacuum sweeping	<input type="checkbox"/>			V S	Carpet set - Twister	Speedmatic Twister Master Sweep Turbo Sweep	large areas
2  chewing gum removal	<input type="checkbox"/>	Karpfrost Karpotek	100% 100%		Monovac Portavac Twinvac	repeat until clean 	
3  stain removal	<input type="checkbox"/>	See cleaning instruction no 85				if needed	
first protective treatment (with the same product as in maintenance cleaning)							
3  spraying	<input type="checkbox"/>	Libero	20%		SmartSpray 5	if needed  	

* basic treatment / structure: B: coated / C: waxed / D: oiled / E: sealed / F: untreated / G: maintenance care product / H: Disinfection / P: polishing / S: structured / V: heavily soiled

General instructions for cleaning and care

no.83  **Ball yarn, needle felt**



interim cleaning

object _____

date _____




















address _____

customer _____

room classification _____

representative _____


work process: select one work stage from each number

cleaning method	freq uenc	* recommendations chemical products	dosage	* recommendations pad / brush / mop / cloth	recommendations machine / tool	comments	
1  brush vacuum cleaning	<input type="checkbox"/>			V S S	Karpawel Monovac / Picojet	for durable flooring only	
1  dry vacuum cleaning	<input type="checkbox"/>			S	Dust roller nozzle Combi-nozzle		
1  vacuum sweeping	<input type="checkbox"/>			V S	Carpet set - Twister	Speedmatic Twister Master Sweep Turbo Sweep	large areas
2  chewing gum removal	<input type="checkbox"/>	Karpfrost Karpotek	100% 100%		Monovac Portavac Twinvac	repeat until clean 	
3  stain removal	<input type="checkbox"/>	See cleaning instruction no 85				if needed	
cleaning without maintenance							
4  carpet pad method	<input type="checkbox"/>	Karpex Retex Libero	3 - 10% 3 - 10% 20%	 Carpet pad Fixomat	Monomatic LS SmartSpray 5	for durable flooring only	
4  wet shampooing	<input type="checkbox"/>	Shampoo	5 - 8%	 Shampooing brush hard  Shampooing brush	Monomatic LS Watertank Karpawel	for durable flooring only  	
4  spray extraction, direct method	<input type="checkbox"/>	Karpex Retex Fomstop	3 - 10% 3 - 10% 10 - 20%	Hard floor nozzle Spray nozzle for walls	Extravac	 	
first protective treatment (with the same product as in maintenance cleaning)							
5  spraying	<input type="checkbox"/>	Libero	20%		SmartSpray 5	if needed  	

* basic treatment / structure: B: coated / C: waxed / D: oiled / E: sealed / F: untreated / G: maintenance care product / H: Disinfection / P: polishing / S: structured / V: heavily soiled

important: After shampooing, allow the flooring to dry. Remove dry shampoo residues:brush or dry vacuum.

General instructions for cleaning and care




















no. 83  **Ball yarn, needle felt**



basic cleaning

object _____ date _____
 address _____ customer _____
 room classification _____ representative _____

work process: select one work stage from each number

	cleaning method	freq uenc	* recommendations chemical products	dosage	* recommendations pad / brush / mop / cloth	recommendations machine / tool	comments
1	 brush vacuum cleaning	<input type="checkbox"/>			V S S	Karpawel Monovac / Picojet	for durable flooring only
1	 dry vacuum cleaning	<input type="checkbox"/>			S Dust roller nozzle Combi-nozzle	Monovac Portavac Twinvac	
2	 chewing gum removal	<input type="checkbox"/>	Karpfrost Karpotek	100% 100%		Monovac Portavac Twinvac	repeat until clean 
3	 stain removal	<input type="checkbox"/>	See cleaning instruction no 85				if needed
cleaning without maintenance							
5	 spray extraction, single step	<input type="checkbox"/>	Karpex Retex Fomstop	3 - 10% 3 - 10% 10 - 20%	Hard floor nozzle Spray nozzle for walls	Extravac	 
4	 wet shampooing and spray extraction	<input type="checkbox"/>	Karpex Retex Fomstop	3 - 10% 3 - 10% 10 - 20%	 Shampooing brush hard  Shampooing brush	Monomatic I / LS Watertank Extravac	heavily soiled  
5	 spraying	<input type="checkbox"/>	Biosan	3%		SmartSpray 5	if needed, bad smell could be removed with  
first protective treatment (with the same product as in maintenance cleaning)							
5	 spraying	<input type="checkbox"/>	Libero	20%		SmartSpray 5	if needed  

* basic treatment / structure: B: coated / C: waxed / D: oiled / E: sealed / F: untreated / G: maintenance care product / H: Disinfection / P: polishing / S: structured / V: heavily soiled

General instructions for cleaning and care


no. 83  **Ball yarn, needle felt**



Information about the flooring



Wetrok AG cannot accept any liability for damages due to improper use.
For security information, see the safety data sheet at www.wetrok.com.
Wear the required personal protective equipment (PPE): e.g. protective gloves, safety goggles, work shoes.
Follow the information and remarks on the label, product data sheet and material safety data sheet.
The product data sheet describes the product and gives information about its application, storage. See www.wetrok.com.
The recommended colours of pad and brushes consist to the actual wWetrok product range.
Follow the special cleaning and care instructions of the floor manufacturer.
The cleaning and care instructions are recommendations and suggestions and apply to floorings in object quality.



Acetate, jute, camel hair, silk and wool, among others, are alkaline sensitive.

Acetate, wool, polyamide, among others, are acid sensitive.

Acetate (acetone) and polyacrylic, among others, are solvent sensitive.

Synthetic fibres such as acetate, polyacrylic, polyamide, polyester and polypropylene are insensitive to water.

Remove stains as quickly as possible. Fresh stains are easier to remove than old ones.

Before wet cleaning, check whether the underside, the backing material and the base material are insensitive to water.

Take care when wet cleaning raised floors and use very little cleaning solution.

Turn off in-floor heating 24 hours before wet cleaning.



The materials used (pile fabric, base material, backing material) determine the system used to clean textile floor coverings.

Distinguishing feature: fire assay: scrape off and set fire to a little fibrous material: wool smells like burnt hair and synthetic fibres melt.



Vacuum textile floors before each cleaning.

Cleaning agents and surface treatments may alter the appearance and properties of a floor's surface.

Test on an inconspicuous spot to find which product is suitable for your requirements.

Test beforehand on an inconspicuous spot to see if the cleaning agent or surface treatment damages the floor.

Dirt-trapping zones, incl. dirt-trapping mats (Wetrok Gardamat) in the entrance, at least 7m long, greatly reduce the amount of dirt tracked into the building.

If you have any questions, please don't hesitate to contact us.

For training courses, contact the Wetrok Academy, tel. +41 (0)43 255 51 43 or academy@wetrok.ch.

Wetrok AG Steinackerstrasse 62, CH-8302 Kloten, telephone +41 (0)43 255 51 51, info@wetrok.ch, www.wetrok.com.